

Coarse sanding- more efficient than ever!



Our FLIP® can do even more now!

With the new **diamond sanding attachment** specifically developed for the FLIP®, our customers can now also remove persistent, non-smearing coatings or coverings from wooden floors.

Save time and money with less effort!


FLIP[®] Diamond Sanding Attachment

Advantages

- ✓ **Time saving**
Quick removal of coatings and coverings.
- ✓ **Cost saving**
Coatings and coverings can be removed without the use of sanding discs.
- ✓ **Aggressive against the covering yet gentle on the wood surface**
Also suitable for wooden floors with a thin wear layer.
- ✓ **Low physical strain during coarse sanding**
The ergonomic design of the FLIP[®] makes it easy to handle..
- ✓ **Extremely long service life of the diamond segments**
Rapid amortisation of the purchase.
- ✓ **From milling attachment to diamond sanding attachment and vice versa**
Only the diamond sanding plate or the milling disc is required for the conversion, as both tools use the same pulley.



The FLIP[®] - one machine, five options:



- ✓ short attachment
- ✓ long attachment
- ✓ corner attachment
- ✓ milling attachment (PCD*)
- ✓ Diamond sanding attachment (MCD**) - **NEW**

All attachments can be changed quickly and easily directly on the construction site.

*) Polycrystalline diamond

**) Monocrystalline diamond

FLIP® Diamond Sanding Attachment

Specifications

Diamond sanding attachment

Description: complete short attachment with diamond sanding disc

Item number: 320.01.70.100



Diamond sanding disc, complete

Description: Diamond sanding disc with pulley

Item number: 320.01.71.100




Diamond sanding disc

Description: Steel plate (Ø 150mm) with 6 soldered-on diamond segments

Grit: 40/50

Item number: 320.02.31.100



**Further
questions? Our
team will be de-
lighted to be of
assistance!**


FLIP® Diamond Sanding Attachment

Areas of Application

- ✓ Removal of hard, non-smearing varnish layers (e.g. industrial, PU, UV varnishes).
- ✓ Removal of old, non-smearing layers of paint and oil, adhesive and carpet backing residues.

Instructions for use – IMPORTANT!

- ✓ Metal inclusions in the surface to be treated must be removed in advance (e.g. countersink nails)!
- ✓ Use exclusively on wooden surfaces!
- ✓ Use on extremely uneven surfaces in the edge area is not recommended!



00.000.52.168 27.05.2024



+49 (0) 7135 98 90 0



info@laegler.com