



IMPORTANT EVENTS 2012



We will start the year at DOMOTEX in Hannover 14-17 January 2012. In April we will be at the NWFA convention in Orlando, Florida 10-13 2012.

Make your plans now to visit us at one of the upcoming exhibitions.

Throughout the year we will send a total of three DIREKT newsletters with interesting news and information about floor sanding. We have devoted next year to upgrading our website. You will find many new languages, warranty card input and much more.

SANDING MISTAKES

The last three editions featured photos of floors that failed. Here is the solution and customer feedback.

LÄGLER DIREKT 04 / 2011:

Figure 2 shows a floor with a standard wave. Straight lines across the floor at a uniform distance. Very hard to see before coating and difficult to repair with traditional methods.

These types of marks are more prevalent on floors with deflection. This issue is not seen often with concrete subfloors. Upper floors are more susceptible and wood subfloors allow for much more movement. Well maintained machines offer the best results as they minimize machine vibration. If your floor does have deflection, angle your finish cut at a slight 5-7 degrees. This will allow the machine to sand several boards at once. With luck you may avoid the problem.

The safest way is to use **Premium Sanding Technology** with the TRIO.



Figure 2 from DIREKT 04 / 2011

SANDING MISTAKES

LÄGLER DIREKT 12 / 2010:

Figure 1 shows several mistakes.

Number one:


Always sand from left to right!

Reasoning: The left-hand wheel is always on the sanded floor. Otherwise with all the over-wood and under-wood, unevenness in the existing floor will transfer directly to the drum and cause a less than optimal result.

During remodel jobs the left-hand wheel may pick up debris from the old floor and the drum will leave dents in the newly sanded floor.



Figure 1 from DIREKT 12 / 2010



How to offset your drum

Number two:

Wrong sanding direction.

Reasoning: Sanding cross-grain takes off more material. On a herringbone floor you will sand half of the boards at the wrong angle and create dish out.


Try to sand all boards at the same angle. Sanding at 45 degrees will reduce dish out on herringbone.

On strip flooring you can use this method for leveling the floor. Use decreasing angles with each crosscut to be more effective in less time.

In the drawing on the left you see that the left-hand wheel is always on the sanded area provided you sand from left to right.

One pass means going up and back in the same track. We recommend to offset 50% of the drum for the next pass.

Also see the sanding brochure "Sanding of Wooden Floors" in our download section.



The right way

SANDING MISTAKES

LÄGLER DIREKT 09 / 2011:




Figure 3 from DIREKT 09 / 2011



Same floor done with Premium Sanding Technology.

Figure 3 shows the result of a poor choice in sanding direction.

Every second square of this floor was sanded cross grain. The result is dish out that is highlighted with coating.

This is a very common problem, not only on parquet but also on many borders, medallions, inlays and floors with mixed species.

The floor was re-sanded with **Premium Sanding Technology** (pic on the left) you can see the difference. No more dish outs and the final coating looks much more uniform.

Leveling was done at a 45 degree angle and the rest with TRIO.

This method is applicable on any floor, no matter the wood species or width. Also stained or natural floors. **PST** makes any floor better.

DOWNLOADS VIA OUR HOMEPAGE

If you want to have any information about our company or products please check our homepage. You also can download the past versions of the LÄGLER DIREKT, a current service manual for your machine or spare parts lists.

To do so click to the following links of our distribution partner in your region:

Links:

www.laegler.com

GERMANY

www.perswood.com

SINGAPORE

www.laglerparts.com

USA

www.khr-online.com


GREAT BRITAIN

www.lagler.com.au

AUSTRALIA

www.zimbostrading.co.za

SOUTH AFRICA



We would like to thank you for choosing LÄGLER and appreciate the great trust placed in our products. All of us at LÄGLER are committed to helping you create wood floor masterpieces with the best in floor sanding technology.

Wishing you and your family a Merry Christmas, restful holidays, great health, happiness and success in 2012, both personally and professionally.

Karl Lägler with family and staff

00.000.49.005 01.12.2011



AMNESTY INTERNATIONAL



This year we support **Amnesty International** with a donation.

Amnesty International (AI) is a worldwide organisation, that is independent from governments, politics, religion and economical interests. Their only concern are human rights.

AI is represented in more than 100 countries and has more than 3 million members and supporters.

Want to know more, check www.amnesty.com



www.laegler.com

We are closed from
December 24th 2011 to
January 8th 2012